



A.B.T Growth Report



The progress trends over time

Student Growth Report



School Logo

Student Name	Abdullah Khalid Al-Badani
School	Demo International School
Date of Birth	2006-07-31
ABT-ID	1002703
Grade	10
Section	Arabs



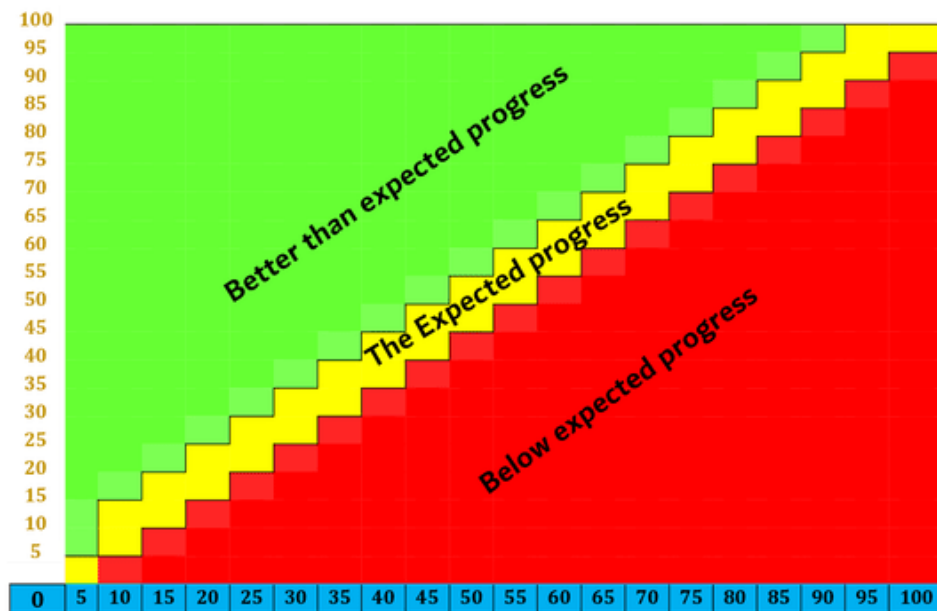


A.B.T Growth Report

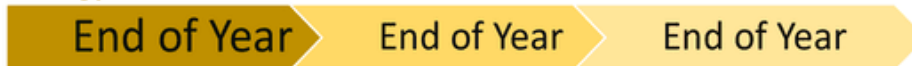
The progress trends over time report shows the students' progress over the last two or three years based on the starting point up to the last attainment point.

The Growth Report is only available for students who have completed the ABT assessments for at least two or three years.

The report shows the progress trends over time from the end of the year to end of the year including the skills.



Starting point



Better than expected progress	More than 5% improvement
The Expected progress	Between 5% regression and 5% improvement
Below expected progress	Regression more than 5%

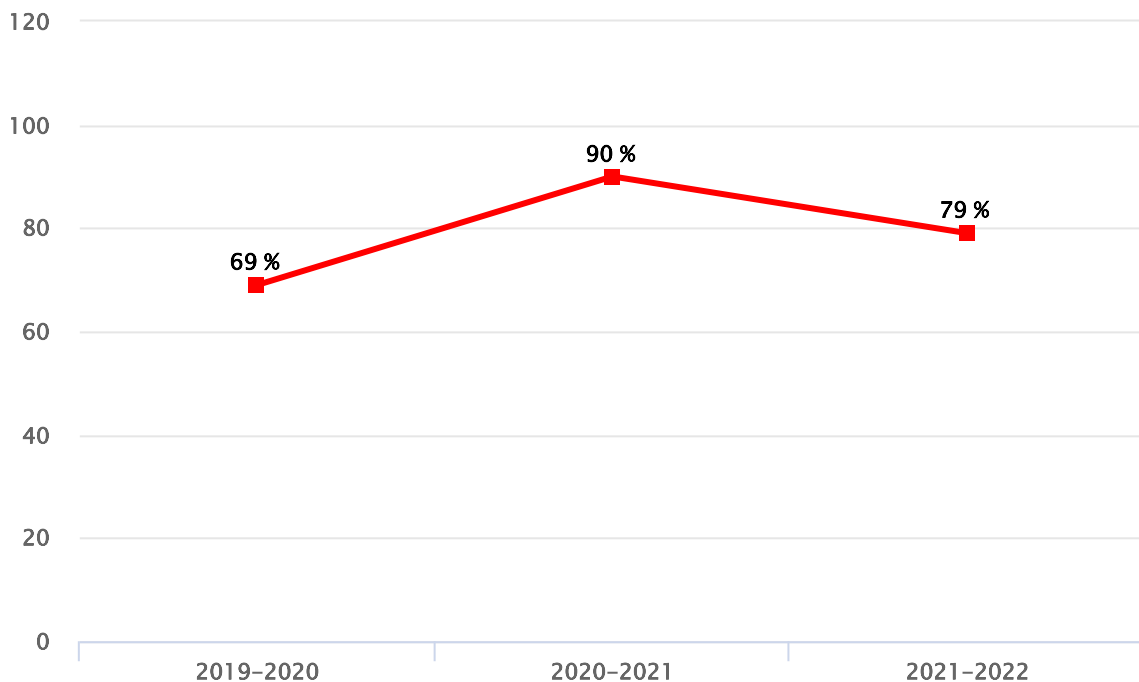


The Results

Year	Reading	Listening	Writing	Speaking	Total
2019-2020	24	21	24	0	69
2020-2021	21	23	25	21	90
2021-2022	22	25	23	9	79

Year	Attainment	Expectations	Progress Over time
2019-2020	69	Inline	Starting Point
2020-2021	90	Above	Better than expected progress
2021-2022	79	Inline	Below expected progress

Progress Over Time

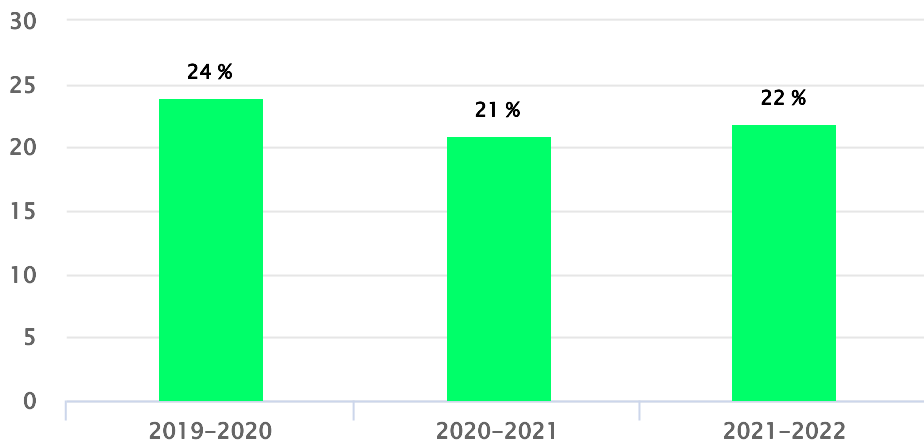




The skills Over Time

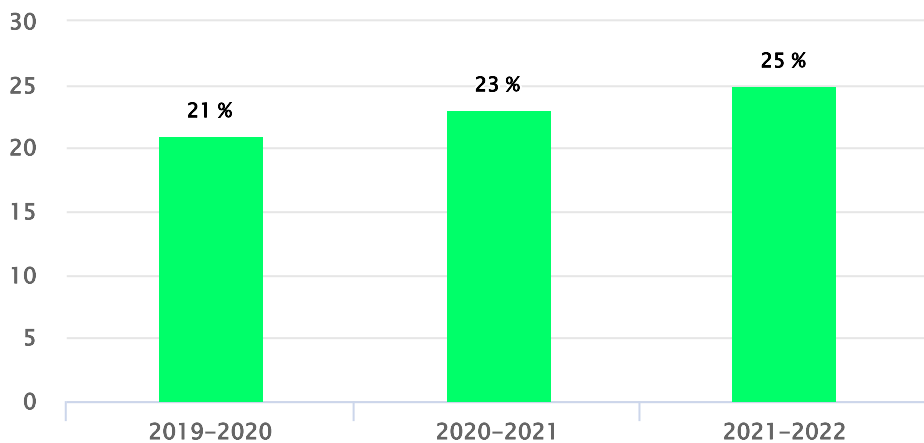
Year	Reading	Expectations
2019-2020	24	Above
2020-2021	21	Above
2021-2022	22	Above

Reading



Year	Listening	Expectations
2019-2020	21	Above
2020-2021	23	Above
2021-2022	25	Above

Listening

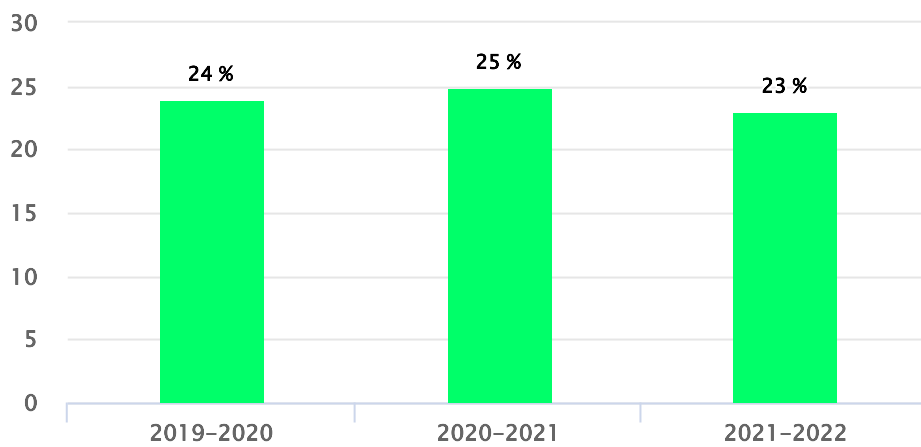




The skills Over Time

Year	Writing	Expectations
2019-2020	24	Above
2020-2021	25	Above
2021-2022	23	Above

Writing



Year	Speaking	Expectations
2019-2020	0	Below
2020-2021	21	Above
2021-2022	9	Below

Speaking

